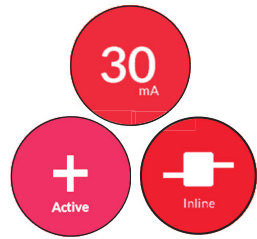


RCD In-line - 30mA Active



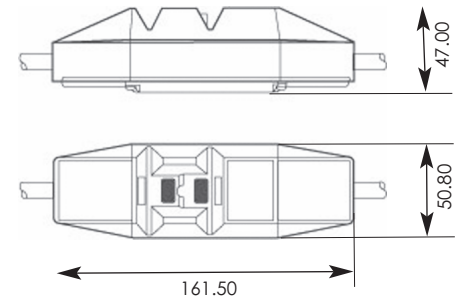
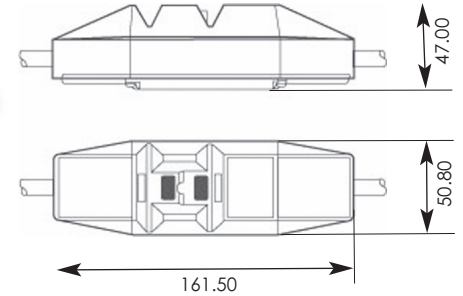
- Suitable for BS/European power supply systems
- Robust construction
- Mechanical flag to indicate contact position
- Double pole breaking
- Separate test and reset buttons

Technical Data

Rated trip current	30mA
Typical trip speed	<40mS
RCD contact break	Double pole
Latching	Electrical. Needs resetting after power loss (Active)
Responsive to	Pulsating DC earth faults
Conforms to	IEC 61540



Part No	Description
J62-T	In-Line RCD Heavy Duty, IP65 Re-wirable terminals 230V AC 50Hz Max operating current 16A
J62-Y	In-Line RCD Heavy Duty, IP65 Re-wirable terminals 110V AC 50Hz Max operating current 16A



The J62 provides added personal protection against electrocution when using electrical equipment in adverse conditions, such as building sites, plant applications & industrial manufacturing.